

# How to use Turnitin Plagiarism check system



# Our License

- CUT license is for Turnitin **SimCheck**
- **Simcheck** has replaced Ephorus
- University pays an annual subscription fee.
- We have a customized link for CUT:

<https://cut.turnitin.com/home/sign-in>



# The role of the library

- To administer the SimCheck account.
- To create accounts for lecturers
- To train users
- Provide user support





# Request a User Account

Send an e-mail to the account CUT administrator: [dshangwa@cut.ac.zw](mailto:dshangwa@cut.ac.zw) with the following details:

- Full name
- CUT e-mail

• Once account has been created you will receive an e-mail message with activation link.

Set your own personal password.

<https://cut.turnitin.com/home/sign-in>



**Username**

dshangwa@cut.ac.zw

**Password**

●●●●●●●●

Sign in

[Forgot username?](#)

[Forgot password?](#)

# SimCheck

Comprehensive and efficient similarity reporting to quickly identify collusion.

Launch



← → ↻ 🏠 <https://cut.turnitin.com/originality/inbox> ☆ 🛡️ ⬇️ ☰ 👤

⚙️ Most Visited 🌐 Getting Started

📁 SimCheck 🗄️

**My Files / MSC1**


**Upload** Add Folder Edit Move 🗑️

🗑️ Trash

⚙️ Settings

👤 shangwad@gmail...

turnitin 📄 <<



There's nothing here yet...

[Upload a file](#)





Browser address bar: <https://cut.turnitin.com/originality/upload>

Navigation: Most Visited, Getting Started

Page Header: My Files / MSC1


Buttons: Upload Files, Cancel, Confirm

Left Sidebar: SimCheck, My Files, Trash, Settings

Central Area:   
Drag and Drop  
or [Select Files](#) or 

File Requirements

Buttons: Cancel, Confirm



SimCheck

My Files

Trash

Settings

shangwad@gmail...

turnitin

Upload Files

Cancel

Confirm

10-1108\_DLP-05-2020-0030.pdf

Title

10-1108\_DLP-05-2020-0030.pdf

Author First Name

Optional

Tafara

Author Last Name

Optional

Gutsa



Index to your account's repository. [Learn More](#)

**Don't tick this box if its not final submission**


Indexed submissions will be available for comparison in Similarity Reports.

SimCheck

My Files / MSC1

Search by Title or Author

Upload Add Folder Edit Move

<input type="checkbox"/>	Title	Author	Similarity	Date Added ↓
<input type="checkbox"/>	 10-1108_DLP-05-2020-0030.pdf	Tafara Gutsa	<div style="width: 0%; height: 10px; background-color: #00a0c0;"></div> 0%	Jul 14, 2021

Rows: 25 Page 1 of 1

shangwad@gmail...

turnitin

Double click here to open document





# Understanding exclusions

- **Bibliography:** checking this box will exclude your reference list from similarity report.
- **Quotes:** Turnitin looks for all content between quotation marks and excludes this text from the report. **Citations:** The quoted part of the citation can be removed using exclude quotes is checked.
- **Small Matches - # Words:** Turnitin will remove all matches that are less than or equal to the length of the number of words supplied.

# Interpreting your results

- The percentage of the similarity score is based on the amount of matching text in a document.
- The similarity score simply highlights any matching areas in the paper. The supervisor can use this to determine if the match is or is not acceptable.
- If quotes and citations have been used correctly, there will be instances where matches will be found and that is totally OK!

Each matching source is color-coded and listed numerically to make it easier to distinguish between multiple matches

# Colour coding



**Light blue:** 0% matching text

**Dark blue:** 1-24% matching text

**Yellow:** 25-49% matching text

**Orange:** 50-74% matching text

**Red:** 75-100% matching text

# Printing/Downloading Report

## 1 How to Avoid Plagiarism in Research Papers (Part 1)

Last updated May 13, 2021

Writing a research paper poses challenges in [gathering literature](#) and providing evidence for making your paper stronger. Drawing upon previously established ideas and values and adding pertinent information in your paper are necessary steps, but these need to be done with caution without falling into the trap of [plagiarism](#). In order to understand how to avoid plagiarism, it is important to know the [different types of plagiarism](#) that exist.

Click here to printing process

Sources Overview

100%  
OVERALL SIMILARITY

1 www.enago.com  
INTERNET 100%

0 Flags

100%  
Overall Similarity

Print preview

Cancel

Print



Click here



How to Avoid Plagiarism in Research Papers (Part 1).pdf

Jul 14, 2021

706 words / 3748 characters

## How to Avoid Plagiarism in Research Papers (Part 1).pdf

Sources Overview

100%  
OVERALL SIMILARITY

1 www.enago.com  
INTERNET

100%





How to Avoid Plagiarism in Research Papers (Part 1).pdf  
Jul 14, 2021  
706 words / 3748 characters

# How to Avoid Plagiarism in Research Papers (Part 1).pdf

Sources Overview

**100%**  
OVERALL SIMILARITY

1 www.enago.com  
INTERNET

100%

Excluded search repositories:

- None

Excluded from Similarity Report:

- Bibliography
- Quotes
- Citations
- Small Matches (less than 10 words).

Excluded sources:

- None

## Print

3 sheets of paper

Destination

- Bulzip PDF Printer
- Save to PDF
- Send To OneNote 2010
- Microsoft XPS Document Writer
- Microsoft Print to PDF
- Fax
- Bulzip PDF Printer
- All

Color mode

- Color

Fewer settings

Paper size

- Letter

Scale

- Fit to page width
- Scale 100

Pages per sheet

- 1

Missing

Print

Cancel



## How to reduce similarity level

### Encourage your students to:

- Cite their sources to avoid plagiarism
- Use quotation marks to reduce similarity level.
- Avoid too many quotes.
- Paraphrase thoroughly to remove plagiarism.
- Avoid copying and paste
- Rephrase everything.



Thank you